



JELD-WEN
WINDOWS & DOORS

W-2500™
WOOD WINDOWS AND PATIO DOORS



ABOUT JELD-WEN

DEDICATION FROM DAY ONE

Since 1960, when JELD-WEN began with one millwork plant, we've been dedicated to crafting windows and doors that enhance the beauty and functionality of your home. Today we continue that tradition with products that are durable and well-designed. It's the result of innovation as the driving force in all that we do.

In addition to responsible sourcing practices, we reuse and recycle as much of our raw resources as possible. Innovation is also at the heart of our design and manufacturing process. With JELD-WEN, you can expect products that are more than just beautiful on the outside. The inner workings of our windows and doors are engineered to function reliably for years to come.



TABLE OF CONTENTS

| | |
|---|-----------|
| ABOUT JELD-WEN | 2 |
| AURALAST® PINE | 4 |
| INTRODUCTION | 6 |
| WINDOWS | 8 |
| Casement & Awning | 9 |
| Double-Hung & Fixed, Radius, and Geometric | 10 |
| PATIO DOORS | 12 |
| Sliding & Swinging Patio Doors | 13 |
| SIX STEPS TO HELP YOU CHOOSE | 14 |
| One: What Type of Window or Patio Door? | 16 |
| Two: Choose Your Glass | 18 |
| Three: Exterior & Interior Options | 20 |
| Four: Choose Your Window or Patio Door Hardware | 23 |
| Five: Divided Lites & Grilles | 26 |
| Six: Screen Technology | 28 |
| PRODUCT COMPARISON CHARTS | 30 |

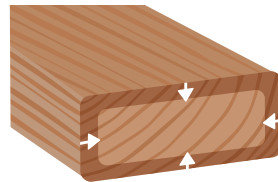


AuraLast™

AuraLast® pine is a patented wood product that provides protection against wood rot, water damage, and termites. This water-based process fortifies wood all the way to the core, providing an exclusive level of protection you'll only find through JELD-WEN.

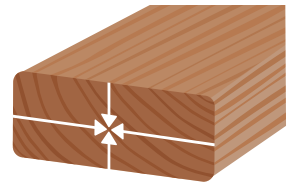


TRADITIONAL TREATMENT



SURFACE ONLY

 AuraLast™



SURFACE TO CORE

Traditional treatments cover just the surface. AuraLast penetrates to the core using a proprietary vacuum-pressure process.

[†]For warranty details, visit jeld-wen.com, click Support, and select JELD-WEN Warranties.



EASY ON THE ENVIRONMENT

Water-based process releases up to 96 percent fewer volatile organic compounds (VOCs) during the manufacturing process than traditional solvent-based methods.



WET WEATHER PROTECTION

Whatever the climate, AuraLast® pine protects against water damage and rot like no other. Whether it's humidity, storms, or dampness, AuraLast® pine stands up to the rigors of wet weather.



TERMITE PROTECTION

Termites can be devastating to windows and doors, but not to those built with AuraLast® pine. It safely and effectively repels termites, preserving the beauty of your investment.



A SMART SOLUTION EVERY TIME

JELD-WEN® W-2500™ wood windows and patio doors enhance homes with beauty and energy efficiency. They are engineered to provide dependable performance, backed by a 20-Year Limited Warranty. Select an aluminum-clad exterior in your choice of color, or choose an optional wood exterior for a historical look. All of our wood windows and patio doors are constructed with AuraLast® pine, which helps protect against rot, water saturation, and termites. Select styles are also ENERGY STAR® certified.

ENERGY STAR® is a registered trademark of the US Environmental Protection Agency.



W-2500™ Standard Sash

- Great style that's budget friendly
- Narrow stiles and rails provide more glass and a contemporary appearance
- Long-lasting and energy efficient
- Constructed with AuraLast® pine
- Higher-grade Low-E insulating glass standard
- Backed by a 20-Year Limited Warranty*



W-2500™ Traditional Sash

- Wider sash and stile profile
- More visible wood; a great choice for historical renovations
- Customizable in 1/8" increments
- Constructed with AuraLast® pine
- Higher-grade Low-E insulating glass standard
- Backed by a 20-Year Limited Warranty*



*For warranty details, visit jeld-wen.com, click Support, and select JELD-WEN Warranties.



W-2500™ WOOD & CLAD-WOOD WINDOWS

Stylish, durable, and efficient wood windows as affordable as they are beautiful.

Casement

- Great option in many settings including kitchens and bathrooms
- Hinged on either the left or right side and opens wide for maximum ventilation
- 1-1/4" sash rails provide maximum view
- Wider sash and stile profile available



Minimum:
20" x 24"

Maximum:
36" x 72"



Awning

- Hinged at the top to open out from the bottom in an upward swing
- Provides a breeze while keeping other elements like rain at bay
- Narrow stiles and rails
- Wider sash and stile profile available



Minimum:
20" x 17"

Maximum:
48" x 36"





Double-Hung

- Suited to many architectural styles
- Features an upper and lower sash that slide vertically past each other in a single frame
- Both sash tilt for easy cleaning
- Wider sash and stile profile available



Minimum:
19-1/4" x 35-1/4"

Maximum Width:
41-3/8" x 64"

Maximum Height:
37-3/8" x 76"



Fixed, Radius, and Geometric

- Create intriguing window arrangements with other window types
- Ideal for capturing a scenic view
- Direct-set options available
- Radius interior casing
- Wider sash and stile profile available



Minimum and maximum sizing depends on the shape and configuration of window selected.





W-2500™ WOOD & CLAD-WOOD PATIO DOORS

Beautiful and reliable patio doors that deliver a seamless connection between indoors and outdoors.

Sliding Patio Doors

- Fiberglass sill and large diameter rollers for easy rolling
- Top-hanging screen available
- Tilt-and-raise blinds between the glass (BBG) available



Minimum:
59-1/4" x 79-1/2"

Maximum:
95-1/4" x 95-1/2"

Values above are frame sizes and are based on 2-panel configurations.



Swinging Patio Doors

- Clean, simple lines
- Available in center hinge or French



Minimum:
47-1/4" x 79-1/2"

Maximum:
87-1/4" x 98-1/2"



FIND YOUR WINDOW OR PATIO DOOR: SIX EASY STEPS

There are dozens of ways to configure your windows and patio doors, with many style, color, size, and option choices. Follow these steps to create the perfect windows and doors for you.



1.

WHAT TYPE OF WINDOW OR PATIO DOOR?

Start with the basic shape and operation of the window or patio door.

.....

Pages 16-17

2.

CHOOSE YOUR GLASS

Clear, tinted, textured, and more available.

.....

Pages 18-19

3.

EXTERIOR AND INTERIOR OPTIONS

Choose from a variety of color and trim options.

.....

Pages 20-22



4.

CHOOSE YOUR HARDWARE

Add security and a decorative accent with hardware.

.....

Pages 23-25

5.

DIVIDED LITES & GRILLES

Personalize your window or patio door with these extras.

.....

Page 26

6.

SCREEN TECHNOLOGY


Design and ventilation options, beautiful views, and no bugs.

.....

Page 28




WHAT TYPE OF WINDOW OR PATIO DOOR?




CASEMENT

- Hinged on either the left or right
- Opens wide for maximum ventilation
- Frequently used in kitchens and bathrooms



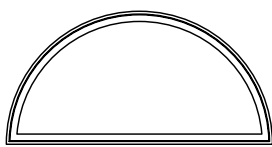
AWNING

- Hinged at the top to open outward
- Often placed above doors
- Great accent windows



DOUBLE-HUNG

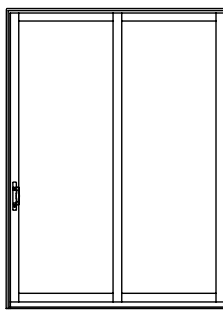
- Two operating sash, which slide vertically past each other



**FIXED, RADIUS,
AND GEOMETRIC**

- Non-operating windows create a focal point in any room
- Work well above doors, fireplaces, and more
- Available in many shapes and sizes

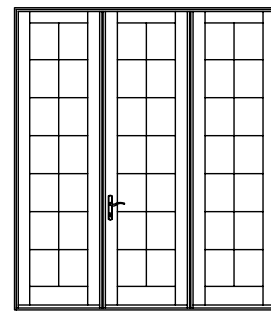
Page 10



**SLIDING PATIO
DOORS**

- Horizontal slide for outdoor access
- Multiple options for customization

Page 13



**SWINGING
PATIO DOORS**

- Hinged at the side with inswing or outswing doors
- Single or French doors
- Many hardware, color, and finish options

Page 13

2



CHOOSE YOUR GLASS

TEXTURED GLASS



OBSCURE*



SANDBLASTED



GLUE CHIP



RAIN

TINTED GLASS



GRAY TINTED



BRONZE TINTED



GREEN TINTED



AZURLITE TINTED



BRONZE REFLECTIVE



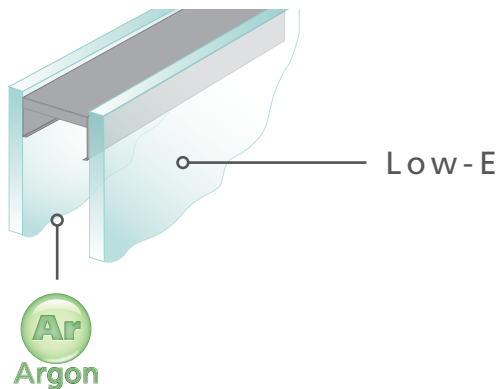
GRAY REFLECTIVE

*This is the only textured glass option available for W-2500™ standard sash windows.
Actual colors may vary from the samples displayed.

ENERGY SAVING GLASS OPTIONS

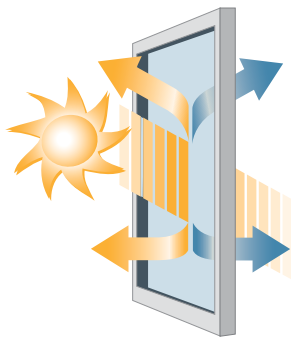
LOW-E INSULATING GLASS

Our standard high-performance Low-E insulating glass enhances energy conservation by helping homes stay cooler in the summer and warmer in the winter. Low-E provides more protection against solar heat gain, reduces condensation, and helps limit fading of interior furnishings.



In cold weather, Low-E glass reduces the amount of heat lost by reflecting it back inside.

In warm weather, Low-E glass reflects the sun's energy and prevents it from entering the home.



ENERGY STAR®

Many JELD-WEN® windows and patio doors are ENERGY STAR® certified, which means they exceed the minimum energy efficiency criteria for the climate region in which you live. JELD-WEN has been a proud ENERGY STAR® partner since 1998.



DIRT-RESISTANT GLASS

With this glass option, you gain natural cleaning convenience. By harnessing the sun's UV rays (even when the sky is cloudy) to loosen dirt from the glass, rainwater can easily rinse away grime. No manual activation is required.

DUAL-PANE GLASS

Energy efficiency is built into every JELD-WEN® window and patio door, starting with the dual-pane option. It's a tremendous value in insulating glass, with argon gas between panes as well as higher grade Low-E glass with triple layers of Low-E coating.

PROTECTIVE FILM

Optional protective film can be factory-applied to both the interior and exterior surfaces of the glass. This means the glass surfaces will be reliably protected from debris and scratches that can occur during shipping and handling or at a construction site. So you won't need to spend extra time cleaning your new windows. What's more, it's easy to remove.

3




EXTERIOR OPTIONS


CLADDING COLORS



BRILLIANT WHITE



FRENCH VANILLA



DESERT SAND




SILVER




HARTFORD GREEN




MESA RED



DARK CHOCOLATE



CHESTNUT BRONZE




BLACK

EXTERIOR WOOD OPTIONS*



AURALAST® PINE



PRIMED AURALAST® PINE

EXTERIOR WOOD TRIM



ADAMS



FLAT



BRICKMOULD



PENDLETON



HERITAGE



BACKBAND

*Option available with W-2500™ traditional sash windows only. Please see your JELD-WEN representative.
Actual colors may vary from the samples displayed.



TRIM AVAILABLE IN WOOD OR PRIMED WOOD



2" FLAT



3-1/2" FLAT



4-1/2" AND 5-1/2" FLAT



BRICKMOULD



RB-3



ADAMS



HERITAGE



1" X 4" BACKBAND




2" HISTORICALLY ACCURATE
SILL NOSING

ALUMINUM BRICKMOULD



BRICKMOULD



ADAMS



FLAT

3



INTERIOR OPTIONS

INTERIOR WOOD OPTIONS




AURALAST® PINE

STANDARD INTERIOR FINISHES



BRILLIANT WHITE



IVORY



DESERT SAND



DOVE



GUNMETAL



BLACK



CLEAR LACQUER



WALNUT



FRUITWOOD



CORDOVAN



KODIAK



CHARCOAL



AMERICANO

INTERIOR TRIM (AVAILABLE ONLY ON RADIUS UNITS)



456



WM-445



356



RANCH



366



PF-1027



444



PINE CORNER
BLOCK

Actual colors may vary from the samples displayed.

4



CHOOSE YOUR WINDOW HARDWARE


CASEMENT AND AWNING



DOUBLE-HUNG



WINDOW HARDWARE FINISHES



WHITE



BRUSHED CHROME



POLISHED BRASS



ANTIQUE BRASS



OIL-RUBBED
BRONZE



CHESTNUT BRONZE



POWDER-COAT
BLACK

4



CHOOSE YOUR PATIO DOOR HARDWARE

OLYMPUS SLIDING HANDLE

Available in keyed and keyed-alike

Available in Powder-coat White, Powder-coat Black, Brushed Chrome, Polished Brass, Satin Nickel, and Oil-Rubbed Bronze



LEGACY SLIDING HANDLE

Available in keyless, keyed and keyed-alike

Available in Powder-coat White, Powder-coat Black, Brushed Chrome, Polished Brass, Satin Nickel, and Oil-Rubbed Bronze



Actual colors may vary from the samples displayed.



LIDO SWINGING HANDLE

Available in keyed and keyed-alike

Available in Polished Brass



PATIO DOOR HARDWARE FINISHES




POWDER-COAT
WHITE



BRUSHED CHROME



POLISHED BRASS



ANTIQUE BRASS



SATIN NICKEL



OIL-RUBBED BRONZE



POWDER-COAT
BLACK

5



DIVIDED LITES & GRILLES



SIMULATED DIVIDED LITES (SDL)

- Grilles are adhered to the interior glass
- Exterior grille options include aluminum for clad-wood or wood for primed wood
- Optional light brown or silver shadow bars are placed between the two panes of insulating glass to complete the effect
- Interior and exterior SDLs are available in decorative beaded or subtle putty profiles (shown to the right)



GRILLES BETWEEN THE GLASS (GBG)

- Select 5/8" flat or 23/32" or 1" contour metal grilles in many of our clad colors
- Low-maintenance option



FULL-SURROUND (FS) WOOD GRILLES

- Easily removed for cleaning
- Choose from 7/8", 1-1/8" or 1-3/8" grilles
- Positioned on the interior glass surface

Divided lites are also available in woodgrain finishes.

| | |
|--|--------------|
| | 2-5/16" BEAD |
| | 1-3/8" BEAD |
| | 1-1/8" BEAD |
| | 7/8" BEAD |
| | 5/8" BEAD |
| | 1-1/8" PUTTY |
| | 7/8" PUTTY |
| | 5/8" PUTTY |

Some options are limited to a particular line.
Actual colors may vary from the samples displayed.



6



SCREEN TECHNOLOGY

SCREEN OPTIONS

Let light and air flow in while keeping insects at bay. With a fine, black fiberglass mesh and light gloss finish, BetterVue® insect screens are now standard for awning, casement, and double-hung windows. UltraVue® fiberglass and aluminum mesh screens are available in charcoal or silver finishes.



View through regular fiberglass insect screen



View through BetterVue® insect screen



View through UltraVue® insect screen

PATIO DOOR SCREENS

As on our windows, BetterVue® screens are standard on patio doors. However, you can also choose from bottom-rolling extruded (both regular and heavy duty) screens or a top-hanging screen.

ALUMINUM FRAME SCREENS

Choose from any clad colors that let your screen frames stand out or blend in.

Insect screens are intended to allow air and light in, while keeping insects out. They are not intended to stop children from falling through an open door or window. For safety screens and other security devices, contact your local building supply retailer.

BetterVue® and UltraVue® are registered trademarks of Phifer Inc.



WINDOW OPTIONS

Some options include additional costs. Check with a JELD-WEN representative to learn more.

| | W-2500™ STANDARD | W-2500™ TRADITIONAL |
|--|------------------|---------------------|
|--|------------------|---------------------|

Textured Glass

| | | |
|-------------|---|---|
| OBSCURE | ● | ● |
| RAIN | | ● |
| GLUE CHIP | | ● |
| SANDBLASTED | | ● |

Tinted Glass

| | | |
|-------------------|--|---|
| OPTIONS AVAILABLE | | ● |
|-------------------|--|---|

Low-E Options

| | | |
|-------------------|---|---|
| OPTIONS AVAILABLE | ● | ● |
|-------------------|---|---|

Glass Options

| | | |
|-----------|---|---|
| DUAL-PANE | ● | ● |
|-----------|---|---|

Other Options

| | | |
|----------------------|---|---|
| DIRT-RESISTANT GLASS | ● | ● |
| PROTECTIVE FILM | ● | ● |

Exterior Options

| | | |
|----------------|---|---|
| 9 BASIC COLORS | ● | ● |
| WOOD EXTERIOR | | ● |

Interior Wood Species

| | | |
|----------------|---|---|
| AURALAST® PINE | ● | ● |
|----------------|---|---|

Interior Finish Options

| | | |
|--|---|---|
| PRIMED | ● | ● |
| WHITE VINYL SASH WRAP PAINTED WHITE FRAME | ● | |
| WHITE VINYL SASH WRAP UNFINISHED FRAME | ● | |
| CLEAR LACQUER | ● | ● |
| WALNUT STAIN | ● | ● |
| FRUITWOOD STAIN | ● | ● |
| CORDOVAN STAIN | ● | ● |
| KODIAK STAIN | ● | ● |
| CHARCOAL STAIN | ● | ● |
| AMERICANO STAIN | ● | ● |
| BRILLIANT WHITE PAINT | ● | ● |
| IVORY PAINT | ● | ● |
| DESERT SAND PAINT | ● | ● |
| DOVE PAINT | ● | ● |
| GUNMETAL PAINT | ● | ● |
| BLACK PAINT | ● | ● |

Interior Trim

| | | |
|-------------------|---|---|
| OPTIONS AVAILABLE | ● | ● |
|-------------------|---|---|

Exterior Trim

| | | |
|-------------------|---|---|
| OPTIONS AVAILABLE | ● | ● |
|-------------------|---|---|

Hardware Finishes

| | | |
|-------------------|---|---|
| WHITE | ● | ● |
| CHESTNUT BRONZE | ● | ● |
| POLISHED BRASS | ● | ● |
| ANTIQUÉ BRASS | ● | ● |
| BRUSHED CHROME | ● | ● |
| OIL-RUBBED BRONZE | ● | ● |
| POWDER-COAT BLACK | ● | ● |

Decorative Glass

| | | |
|-------------------|---|---|
| OPTIONS AVAILABLE | ● | ● |
|-------------------|---|---|

Grille Options

| | | |
|-------------------|---|---|
| OPTIONS AVAILABLE | ● | ● |
|-------------------|---|---|

Screens

| | | |
|-------------------|---|---|
| OPTIONS AVAILABLE | ● | ● |
|-------------------|---|---|

PATIO DOOR OPTIONS

Some options include additional costs. Check with a JELD-WEN representative to learn more.

Textured Glass

| | |
|---------|---|
| OBSCURE | ● |
|---------|---|

Low-E Options

| | |
|-------------------|---|
| OPTIONS AVAILABLE | ● |
|-------------------|---|

Glass Options

| | |
|-----------|---|
| DUAL-PANE | ● |
|-----------|---|

Other Options

| | |
|----------------------|---|
| DIRT-RESISTANT GLASS | ● |
| PROTECTIVE FILM | ● |

Exterior Options

| | |
|----------------|---|
| 9 BASIC COLORS | ● |
|----------------|---|

Wood Species

| | |
|----------------|---|
| AURALAST® PINE | ● |
|----------------|---|

Interior Finish Options

| | |
|--------------------|---|
| PRIMED | ● |
| CLEAR LACQUER | ● |
| WALNUT STAIN | ● |
| FRUITWOOD STAIN | ● |
| CORDOVAN STAIN | ● |
| KODIAK STAIN | ● |
| CHARCOAL STAIN | ● |
| AMERICANO STAIN | ● |
| BRIGHT WHITE PAINT | ● |
| IVORY PAINT | ● |
| DESERT SAND PAINT | ● |
| DOVE PAINT | ● |
| GUNMETAL PAINT | ● |
| BLACK PAINT | ● |

Interior Trim

| | |
|-------------------|---|
| OPTIONS AVAILABLE | ● |
|-------------------|---|

Exterior Trim

| | |
|-------------------|---|
| OPTIONS AVAILABLE | ● |
|-------------------|---|

Hardware Finishes

| | |
|-------------------|---|
| POWDER-COAT WHITE | ● |
| POWDER-COAT BLACK | ● |
| SATIN NICKEL | ● |
| POLISHED BRASS | ● |
| ANTIQUÉ BRASS | ● |
| OIL-RUBBED BRONZE | ● |
| BRUSHED CHROME | ● |

Grille Options

| | |
|-------------------|---|
| OPTIONS AVAILABLE | ● |
|-------------------|---|

Screens

| | |
|-------------------|---|
| OPTIONS AVAILABLE | ● |
|-------------------|---|



JELD-WEN
WINDOWS & DOORS

LIMITED WARRANTY

For additional information, including a complete copy of JELD-WEN'S Limited Warranty and care and maintenance information, please visit jeld-wen.com or jeld-wen.ca or contact JELD-WEN at 1-888-JWHelpU (1-888-594-3578).

© 2019 JELD-WEN, Inc. All rights reserved. JELD-WEN, the JELD-WEN Logo, the JW Logo, and AURALAST are registered trademarks of JELD-WEN, Inc. W-2500, HARLESTON, BELMAR, and WHITBY are trademarks of JELD-WEN, Inc. ENERGY STAR is a registered trademark of the US Environmental Protection Agency. BETTERVUE and ULTRAVUE are registered trademarks of Phifer Inc.