



WEATHER SHIELD.
WINDOWS & DOORS

SIGNATURE SERIES

Aluminum-Clad Wood
Windows And Patio Doors



WELCOME

WINDOWS SHOWN:

Configuration: Direct Set

Exterior Color: Desert Tan

Glass: Insulated Low-E with Argon

Features: 5/8" Simulated Divided Lite

A SOLID FOUNDATION TO BUILD ON



When Edward Lee Schield designed his first window in 1955, he set into motion a company built around an inventive spirit. His enthusiasm for innovation defines Weather Shield to this day. After more than 60 years and 33 patents, Weather Shield remains faithfully focused on creating something better and purposeful.

Our quest to bring you the latest and greatest products is firmly grounded in serving the needs of our customers. We're still a family-owned business that believes in listening closely to the people who specify, buy and install our windows and doors. Their input is critical as we strive to improve and perfect every aspect of product design and performance.

Our Signature Series products honor our founder's vision while featuring the classic aesthetics and materials that embody Weather Shield's dedication to quality. With innovative design and an emphasis on energy efficiency, our Signature collection is exactly that — our signature.



TABLE OF CONTENTS

Why Weather Shield?	4	Specialty Shape Windows	14	Grille Options	22
Double Hung Windows	6	Sliding Patio Doors	16	Glass Options	24
Casement Windows	8	Hinged Patio Doors	18	Architectural Services	26
Awning Windows	10	Interior & Exterior Options	20		
Slider Windows	12	Hardware Options	21		

WHY WEATHER SHIELD?





5 REASONS TO CONSIDER WEATHER SHIELD

With hundreds of window and door manufacturers to choose from, it can be difficult to distinguish one company from another. We thought it might be helpful to share a few of the things that set Weather Shield apart from the rest.

1 Continuous Innovation

At Weather Shield, we never stop searching for ways to improve both our products and our processes. The goal of discovering new and innovative solutions has always been part of our DNA. That's why we have our own dedicated Research and Development Center and one of the largest onsite test lab in the industry. Not a day goes by when we aren't working on building a better product.

2 Best-In-Class Warranty

At Weather Shield, we do more than talk about our dedication to craftsmanship and quality materials. We back our products with a warranty against defects in material or workmanship for a period of 20 years, and against wood rot on all clad products for 30 years*. So you can be confident you're getting an outstanding product from a trustworthy company.

3 Design Flexibility

When you design with Weather Shield, you have options. Our casements alone allow you to create more than 6,000,000 different configurations.

Choose from an impressive array of wood interiors and finishes, along with a myriad of exterior colors. We also offer some of the industry's largest expanses of glass for framing spectacular views. Whatever the style, whatever the size, nobody gives you more choices than Weather Shield.

4 Energy Efficiency Without Sacrifice

Through our innovative use of materials and design, we're able to offer industrial strength efficiency with refined appearance. We're very deliberate in our use of energy efficient materials to drive performance where it matters most. We're proud to offer an extensive number of beautifully designed ENERGY STAR® rated products.

5 Family Owned and Operated

For more than 60 years, Weather Shield has remained a family-owned and operated company. That allows us the freedom to take a long-term perspective and keep our focus on serving customer needs rather than a singular focus of achieving quarterly financial targets.

As we've grown to become a respected national brand, we've seen technology and materials evolve. But our core values have never changed. Today, we remain dedicated to building long-term relationships and crafting innovative products that meet the needs of our customers.

*For more specific information regarding our warranty, visit weathershield.com/warranties.

MODERN AESTHETIC, CLASSIC DESIGN

Our Signature Series double hung windows offer the best of all worlds — modern style, versatile operation, and cost-effective luxury. Maximize ventilation in your home and enjoy easy cleaning with a design that features slim lines and large glass profiles.



Sophisticated and Secure

Our top-of-the-line **locking hardware** is available in a surface-mounted configuration, in addition to the traditional flush-mounted lock.

Easy Cleaning

Both sash on the Signature Series double hung tilt in for **easy cleaning** by engaging the tilt latches on the top of each unit. The tilt latch locks the unit with one easy movement securing the unit against outside elements.

Working Undercover

The **concealed jamb liner**, available in both wood or vinyl, overlays all mechanical balance systems to create a tailored aesthetic.


High Quality Exteriors

Our aluminum exterior-clad wood products feature **commercial-grade premium AAMA 2605 paint** that resists fading and chalking. Extruded aluminum resists dents, dings and scratches and is backed by Weather Shield's 20-year limited warranty.

Butt jointed cladding accurately mimics traditional wood windows for a familiar aesthetic.

The Beauty is in the Details

The **rigid integral nailing fin** makes installation simple and provides more durability than flimsy snap-in or fold-out fins found with other windows.



DOUBLE HUNG WINDOWS

WINDOWS SHOWN:

Configuration: Double Hung

Exterior Color: Tan

Interior Finish: Prefinished White on Pine

Features: : 7/8" Simulated Divided Lite

CASEMENT WINDOWS



WINDOWS SHOWN:

Configuration: Casement

Exterior Color: White

Interior Finish: Prefinished White on Pine

Features: 7/8" Simulated Divided Lite


DESIGNED WITH ELEGANCE

Casement windows are the perfect solution for bringing fresh air and ventilation into difficult-to-reach areas of your home. The unique design utilizes a side-hinge, allowing the sash to open with the simple turn of a hand crank. Combined with our wide array of popular design options, it's easy to see why these windows are part of our signature.



Unmatched Performance

Tricore™ Frame Technology features extruded aluminum exterior cladding that's easy to maintain and stands up to the harshest elements. With corners welded to prevent water penetration, the multi-chambered composite sub-frame is not only impervious to moisture, but also acts as a thermal barrier.



The Power to Choose

The **all-wood interior sash** offers incredible design flexibility and can be prefinished with one of ten factory finishes for total customization.



Function and Form

The effortless operation of our all-metal **nested crank handle** is the perfect complement to its sleek, rounded design. Because the handle folds neatly into place, it won't interfere with window coverings or draperies.




High Quality Exteriors

Our aluminum exterior-clad wood products feature **commercial-grade premium AAMA 2605 paint** that resists fading and chalking. Extruded aluminum resists dents, dings and scratches and is backed by Weather Shield's 20-year limited warranty.

Lasting Design

Integral nailing fins increase stability and help seal the unit to the structure, providing superior performance and durability.

Butt jointed cladding accurately mimics traditional wood windows for a familiar aesthetic



AESTHETICS AND AIRFLOW

With their classic appeal and unbeatable functionality, awning windows are perfect for creating the look you want while granting you ultimate design control. Choose from a wide array of interior and exterior finishes to design your dream windows — without compromise.



Engaging Design

Nested folded cranks provide premium functionality while preserving the clean lines of your windows. The handle folds away until you need it, creating a sleek, low-profile design available in a variety of finishes.




High Quality Materials

Hinge arms are made from stainless steel to stand up to the elements while **resisting rust and corrosion**. This heavy gauge steel also provides strength and stability, ensuring windows not only open and close smoothly, but remain firmly in position.



Unmatched Performance

Tricore™ Frame Technology features extruded aluminum exterior cladding that's easy to maintain and stands up to the harshest elements. With corners welded to prevent water penetration, the multi-chambered composite sub-frame is not only impervious to moisture, but also acts as a thermal barrier.



Low Maintenance Exterior

The aluminum-clad exterior **stands up to years of exposure** in the harshest environments.

All-Weather Ventilation

Our awning windows give you **greater control over airflow**.





AWNING WINDOWS

WINDOWS SHOWN:

Configuration: Awning

Exterior Color: White

Interior Finish: Pine with Clear Satin Stain

Features: 7/8" Simulated Divided Lite

SLIDER WINDOWS



WINDOWS SHOWN:

Configuration: Slider

Exterior Color: White

Interior Finish: Pine with Clear Stain

Features: 7/8" Simulated Divided Lite

PANORAMIC BEAUTY

Frame your world with our Signature Series slider window. The expansive configurations capture a wide-angle view of the great outdoors, while the design conserves space with sleek subtlety. The slider window also easily glides open — keeping the outside world at your fingertips.



Clean And Simple

Our designers have thought of everything to simplify your daily life. The Signature Series slider window can be cleaned with ease, thanks to **flush mounted latches** that tilt the sash in as needed.

Fluid Operation You Can Count On


The silky smooth operation of our slider windows is the result of state-of-the-art, **durable nylon rollers**. These rollers, located on the bottom of the sash, glide effortlessly along a flush vinyl track, time after time.

Elegantly Engineered


The **timeless beauty** of wood brings warmth and classic features into a home's design. Emphasize that charm by minimizing hardware and maximizing your view.

Customizable Combinations


Personalize your space by choosing from **numerous options**, completely tailored to your tastes and needs. Slider windows can be structured with end vents, in double or triple configurations, to achieve any desired goal — like letting in more natural light and fresh air to ensure you feel perfectly at home.



EQUAL LITE




END VENT



END VENT (EQUAL LITE)

SHAPE YOUR WORLD

Build character into your home with specialty shapes from our line of direct set windows. In this unique construction, glass panes are glazed directly into the frame, inviting in more daylight and enhancing your freedom to experiment with shape, style and size. Choose from graceful arches, dramatic angles and bold geometry to create your ideal aesthetic.



Creativity Knows No Bounds

Contemporary sleek design provides abundant light in any room, as the glass is directly glazed into the frames of our specialty shape windows.



HALF CIRCLE



QUARTER CIRCLE



EYEBROW WITH LEGS



QUARTER EYEBROW



TRIANGLE, LEFT/RIGHT



OCTAGON

Dreams Take Shape

Satisfy your creative urges with a wide range of window **shapes and sizes** to perfectly suit your space.



HALF CIRCLE WITH LEGS



QUARTER CIRCLE WITH LEGS



TRAPEZOID



PENTAGON



RECTANGLE

In addition to the Signature Series direct set windows shown here, the following shapes are also available: Arch Top, Diamond, Hexagon, Parallelogram, Full Circle and other custom shapes upon request.

SPECIALTY SHAPE WINDOWS



WINDOWS SHOWN:


Configuration: Direct Set

Exterior Color: White

Interior Finish: Prefinished White on Pine

Features: Insulated Low-E with Argon

SLIDING PATIO DOORS



DOOR SHOWN:

Style: Sliding Patio Door

Exterior Color: White

Interior Finish: Prefinished White on Pine

Hardware Finish: Brushed Nickel

OPEN YOUR HOME TO NATURE, IN STYLE

Experience the indoor-outdoor lifestyle of your dreams with our sliding patio door. The streamlined design saves space and creates a graceful transition between your home and outdoor living areas. With an abundance of natural light and fresh air, it's the perfect way to embrace the outdoors — without sacrificing comfort and style.



Trustworthy And Tasteful

The Signature Series sliding patio door handle complements the most sophisticated styles, while providing top-of-the-line functionality. Meanwhile, all metal components and a **two-point locking mechanism** secure the door, ensuring long-lasting safety and security.



Protecting Your Home

Patio doors are exposed to the weather more than any other part of your home. To stand up to the elements, the sill of our Signature Series sliding patio door is made from non-wood materials that are **weather resistant** and will never rot. Additionally, an integrated weep system directs water away from your home.

Effortless Operation

Our signature rollers are engineered for smooth, **silent operation** every time — because they carry more than doors, they carry our reputation.



Design With Style

Signature Series sliding patio doors are available with **up to four panels** and can be combined with sidelites or transoms for added elegance and drama.



2-PANEL



3-PANEL



4-PANEL

A TIMELESS STATEMENT PIECE

Make your grand entrance with the Signature Series hinged patio door. Clean architectural lines and classic French operation contribute to the traditional design and welcome in an abundance of daylight. Multiple sizes and optional direct-set combinations make the possibilities endless.



Engineered For Strength

Each stile of the Signature Series hinged patio door is made with structurally sound **Laminated Veneer Lumber (LVL)**. Connecting the panels are solid, heavy-duty 3/4-inch wood dowels, providing essential strength and stability to your door.



Quality that Lets You Rest Easy

Traditionally styled handles include **three-point locking hardware** that secures the active panels at the top, middle and bottom. The **stainless steel** hardware components are corrosion resistant, safeguarding your patio doors against the outside elements for years to come.



Weather any Storm in Style

Patio doors are your stronghold against the outside rain, wind, sleet and snow. A **built-in channel** within the threshold is strategically engineered to weep water away from your home.



FRENCH HINGED DOOR



CENTER HINGED DOOR

Keep Your Options Open

These doors are available in **one-wide or two-wide French door configurations**, as well as center-hinged options. Inswing or outswing door operations can accommodate any room arrangement, so the design of your home maximizes your space perfectly.

HINGED PATIO DOORS



DOOR SHOWN:

Style: French Hinged Patio Door
Interior Finish: Fruitwood Stain on Pine
Hardware Finish: Oil-Rubbed Bronze
Glass: Insulated Low-E with Argon

FINISH AND HARDWARE OPTIONS



FINISH AND HARDWARE OPTIONS

Performance, quality and innovation are driving factors in everything we do, but we also believe in the importance of giving you all the style and aesthetic options you need to bring your dream home to life. Our Signature Series offers three wood species and a range of ten durable factory finishes — luxurious options at an affordable price point so your home can leave its mark on the neighborhood and not your wallet.

WOOD OPTIONS



PINE
(UNFINISHED)



MIXED
GRAIN FIR



ALDER
(CHARACTER)

Durable Factory Finishes

Save time and money with factory finishing for all of our solid wood interiors. The wood is stained and sealed on all surfaces to repel moisture, and includes two Clear Satin top coats for durability and easy cleaning.

FACTORY FINISHES ON PINE*



CLEAR SATIN



CHESTNUT



FRUITWOOD



GOLDEN OAK



RICH MAHOGANY



PRIMED



PREFINISHED
WHITE/BLACK
(LATEX)



BLACK/WHITE
POLY PAINT



WHITE



CAMEO



TAN



DESERT
TAN



HERITAGE
BROWN



ADOBE

Standard Exterior Colors (AAMA 2605 premium paint)



CRAFTSMAN
BRONZE



BRICK RED



HARTFORD
GREEN



GRAY MATTERS



OBSIDIAN



JET BLACK

Finishes and colors shown may not be actual representations. Please visit an authorized Weather Shield dealer for color samples.

*All finishes not available on all wood species. Please visit an authorized Weather Shield dealer for details.

HARDWARE DESIGNED TO IMPRESS

Our hardware options are the perfect finishing touch to any door or window. Complement and enhance the style of any space with our curated line of finishes and designs.

Window Hardware Finishes



WHITE

TAN

BRUSHED
NICKEL

BRIGHT BRASS

RUSTIC BRONZE

BLACK

Finish First

Window hardware finishes are available in an array of colors and textures to suit any user's tastes. Options range from ultra modern brushed nickel to sleek black, allowing you to achieve any desired look.

Double Hung Hardware



SURFACE MOUNTED
LOCK***



TILT LATCH



NESTED FOLDING CRANK &
SEQUENTIAL LOCK LEVER



CONTEMPORARY
LOCK



LIFT HANDLE

Casement & Awning Hardware



Superior Security

All **hinged patio door hardware** comes standard with a three-point locking system for added security and peace of mind.



SQUARE TOP
ESCUTCHEON

ARCH TOP
ESCUTCHEON

Safe and Secure

Place your confidence in our **sliding patio doors**, which feature a two-point locking system for added security.



SLIDING PATIO DOOR
TWO-POINT LOCKING SYSTEM

Door Hardware Finishes*



BRIGHT BRASS
PVD

BRUSHED
NICKEL PVD

CHROME

ANTIQUÉ
BRASS



OIL-RUBBED
BRONZE



BLACK



WHITE**

The Perfect Finishing Touch

Discover the full range of **patio door hardware finishes** – from classic to contemporary, luxurious to minimalist – and experience the power of design to shape your perspective.

*All finishes not available on all hardware. Please visit an authorized Weather Shield dealer for finish options.

**Only available on sliding door 2-pt locking system.

***Standard double hung hardware offering.

GRILLE OPTIONS




INNOVATIVE DESIGNS, CLASSIC APPEAL

Whether complementing the design of your home or elevating the view, our wide array of glass and grille offerings brings your distinctive vision to life without sacrificing energy efficiency. Choose among innovative energy-saving options and enjoy a lifetime of reduced energy bills.

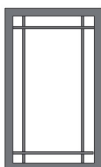
The Perfect Grille

Personalize your home with windows featuring a selection of bar widths and profiles, as well as traditional grille patterns and custom designs. For even greater **creativity and design** flexibility, most grilles can be manufactured from Weather Shield's custom wood interiors.

Custom Grille Pattern Options



RECTANGULAR



PRAIRIE



PRAIRIE W/ VERTICAL BAR



COTTAGE



COTTAGE T



ORIEL



SINGLE HORIZONTAL BAR




SIMULATED DOUBLE HUNG

A Variety of Options

Choose from a selection of grille patterns and custom designs to achieve the perfect look from your home. We offer a **variety of bar widths and profiles**, and most grilles can be further personalized with Weather Shield's custom wood interiors.

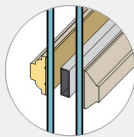
Putty Exterior Aluminum Profile



Colonial Interior Wood Profile



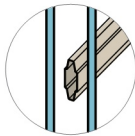
Putty Interior Wood Profile



Powerful Design in a Look You Love
Simulated Divided Lite (SDL) grilles blend cutting-edge modern efficiency with timeless aesthetics. These grilles replicate the appearance of classic single-pane windows, but pack powerful insulation in the form of exterior and interior grille bars, with or without an aluminum spacer bar for maximum efficiency.


Framed With You in Mind

Our concealed pin system allows the **perimeter grille frame** to snap securely in and out of place. As a result, the interior grille frame is effortlessly removed for easier cleaning.




A Clear Perspective

Our **airspace grilles** seal sculptured or flat aluminum grille bars between two panes of glass so your windows are a breeze to clean and maintain — without compromising quality or aesthetics.



11/16" SCULPTURED



5/8" FLAT

GLASS OPTIONS



REFLECTIONS OF QUALITY


From specialty glass to high-end glazing, our windows are truly a cut above the rest. Add color and texture options to the glass in your home while enjoying the energy efficiency and quality for which we're known best.

Gold Standard


Weather Shield Signature Series products are certified and labeled according to the highest standards, set by the Window and Door Manufacturers Association (WDMA)/National Fenestration Ratings Council Certification (NFRC) Program. All **WDMA/NFRC certified products** must pass performance tests conducted by an independent lab for resistance to air leakage, water penetration and wind pressures.

Specialty Glass Options


Add color or texture — or privacy and modesty — to your palette of design options. Special finishes and tint can give a project distinction. Specialty glasses includes bronze, gray, rain and obscure.




BRONZE



GRAY



RAIN GLASS

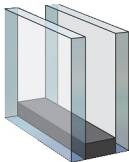


OBSCURE GLASS

High Quality Glaze

Maximize your windows' energy efficiency with the exclusive **Zo-e-shield® glazing system**. With powerful layers of Low-E coating and inert gas-filled insulating airspace, our glazing options represent the ultimate in energy efficiency for any climate.

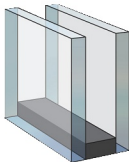
Glazing Options



Insulated Low-E

All Climate

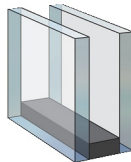
- Minimizes the sun's heat and damaging UV rays in warmer months
- Reflects the sun's heat back into room during cooler months



Zo-e-shield 5

Ultimate Solar Control

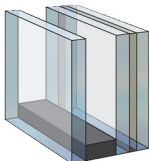
- Strong resistance to the sun's glaring heat
- Excellent insulating value.
- Excellent protection against damaging UV rays
- Maintains great clarity



Zo-e-shield 5E

Plus Room Side Low-E

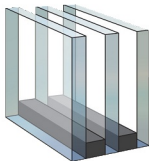
- Combination of two Low-E coatings
- Significantly improved energy efficiency
- Complies with northern Energy Star guidelines with interior Low-E i89 coating



Zo-e-shield 6

Zo-e-shield 5 Plus Laminated Interior

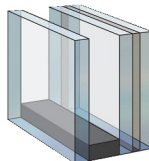
- Best resistance available to the sun's heat
- Minimizes glare and visible light transmittance
- Superior sound control and UV protection



Zo-e-shield 7

Triple Glazed with 5 Coats of Low-E

- Controls glare and blocks the sun's heat in warmer months
- Excellent for use in southern climate regions



Zo-e-shield 5 plus Laminated Interior

- Superior sound control and UV protection
- Resistance to natural and man-made threats
- Multiple layers of Low-E coating for energy efficiency

Enduring Quality...We Guarantee It

We believe the Signature Series products are the best in the industry, and to prove it, Weather Shield has written one of the most comprehensive warranties in the business. With a full 20 years on the entire product, the Signature Series will look beautiful and perform as expected long into the future. Additionally, the warranty is transferable, helping maintain the value of your home and property.



Wood Shield™ 30-Year Warranty

Wood components used in the production of our windows and doors are treated with an advanced process called Wood Shield™ that prevents any rot and decay. This warranty coverage includes all wood species offered, with 30-year coverage on vinyl clad wood windows.



ARCHITECTURAL SERVICES

WINDOWS SHOWN:

Configuration: Awning & Picture

Exterior Color: Craftsman Bronze

Interior Finish: Pine with Clear Satin Stain

Glass: Insulated Low-E 240

ARCHITECTURAL SERVICES

Weather Shield's architectural team is here to help you solve your design challenges. Whether you're dealing with the requirements of a historic renovation, designing a one-of-a-kind configuration or facing stringent structural or thermal demands, we're ready, willing and able to help you get it right.

Weather Shield Products are Ideally Suited for Several Commercial Project Types

- Educational Facilities
- Office Buildings
- Retail Buildings
- Restaurants
- Hotels/Resorts
- Recreational Facilities
- Religious Facilities
- Municipal Buildings
- Government Facilities
- Assisted Living
- Senior Housing
- Adaptive Re-use
- Historic Projects
- Multi-Family

Build it Right. Stand Behind It.

We design and manufacture stunning windows and doors that perform to the highest standards. Energy efficiency at every stage makes thermal performance only the beginning. Weather Shield offers sustainable production, energy efficient designs and glass coatings, and LEED assistance for architects and builders.



Pre-Project Architectural Consultation Services

- Specification writing
- Assistance with product selection
- Custom product design consultation
- Code Compliance assessment
- Test Reports
- LEED Assistances
- Samples and submittals
- Complete project management

Architectural Tools

- Detailed 2D CAD Library
- 3D Revit Models/BIM Library
- Rapid prototyping/solid modeling
- AIA continuing education programs



Starting Your Next Project

To contact a specialist in our architectural consultation group, call **1-800-538-8836**.

Business hours are 8:00 am - 5:00 pm CST, Monday - Friday.

Or email archservices@weathershield.com.

For drawing and technical information and to find a dealer in your area visit weathershield.com.



SIGNATURE SERIES

WEATHER SHIELD.
WINDOWS & DOORS

800.222.2995
weathershield.com